

# Revenue Distribution Breakout Session “Hands On”

## Basic Review

### Presented by:

Keri Brasil, Chief Financial Officer, Merced Superior Court

Henry Mathews, Policy Analyst, State Controller's Office

# Instruction Goals and Expectations

- Provide information on basic concepts and terms regarding distributions necessary to complete distribution worksheets.
- Using distribution worksheets attendees will learn hands-on how to:
  - Work through actual case studies of basic distributions.
  - Change information on the cases (priors, different base fines, etc.) to see their effect on the distributions.



The background features a large, faint, circular seal of the Jurisdictional Council of California. The seal contains the text "JURISDICTIONAL COUNCIL OF CALIFORNIA" around the top and "1926" at the bottom. In the center, there is a figure holding a spear, with the word "EUREKA" above it, and various symbols of industry and agriculture below.

# **BASIC CONCEPTS AND TERMS**

# Standard Criminal/Traffic Fine Equation

Base Fine + Base Fine Enhancements

=

**Total Base Fine**

+

State and Local Penalties

=

**Initial Penalty**

+

Surcharge, Fees, and Assessments

=

**Total Bail or Fine**



JUDICIAL COUNCIL  
OF CALIFORNIA



# Base Fine or Base Bail

- The amount from which the additional penalties and surcharge required by Penal Code § 1465.7 are calculated.
- Total bail shall not exceed statutory limits and minimum statutory amounts must be imposed.
- The 'fine' amount of the total bail shall not exceed the limitations specified by statute.

UB&PS Section IV, pg. vii



JUDICIAL COUNCIL  
OF CALIFORNIA

# Countywide Bail Schedules

The Council is not the only entity required to publish a bail schedule. Each individual court is required to prepare, adopt and annually revise a uniform countywide schedule of bail for all bailable felony offenses and for all misdemeanor and infraction offenses, except Vehicle Code infractions. Thus, while the Council is required to publish the traffic infraction schedule, the counties are responsible for all others.

Rule 4.102 additionally requires that, when performing those duties, counties “give consideration to the (UBPS) approved by the Judicial Council.” After adopting their countywide bail schedule, courts must send a copy of their countywide schedule to the Council “with a report stating how the revised schedule differs from the (UBPS).”



# Base Fine Enhancements

- Enhancement for Prior Vehicle Code (VC) Convictions  
UB&PS section VII, pg. viii
  - \$10 may be added to the base fine for each “prior” conviction within 36 months of the new offense. Both the current and “prior” offense must be a moving violation where a “point” was assigned per VC § 12810 or VC § 12810.2. The \$10 prior enhancements are assessed for each prior violation on a single count (assessed only once per case). Prior enhancements do not apply to traffic school cases.  
(Distinguished from VC § 40508.6)
- Health & Safety Code (H&S) § 11372.5 - Criminal Lab Fee  
Trial Court Revenue Distribution Guidelines (*Guidelines*)
  - Base fine enhancement of \$50 for each violation of the H&S code under subdivision (b).
- H&S § 11372.7 - County Drug Program Fee *Guidelines*
  - Base fine enhancement of up to \$150 for each violation of the H&S sections 11350 through 11392 except H&S § 11357(b).



# 2% State Court Automation

- Government Code § 68090.8 - 2% State Court Automation  
*Guidelines*

- Transferred from all fines, penalties, and forfeitures (not on surcharges or fees) collected in criminal cases.

- So, referring to our equation, 2% applies to the:

- Base fine
- Base fine enhancement
- State and local penalties



JUDICIAL COUNCIL  
OF CALIFORNIA

# State Surcharge

- PC § 1465.7 – 20% State Surcharge *Guidelines*
  - 20% state surcharge is **calculated on** total **base fines**.
  - The state surcharge is **NOT** calculated on State and local penalties (PC § 1464, GC § 70372, and GC § 76000.)
  - The GC § 68090.8 2% state court automation is **NOT applicable** to the state surcharge.





# State and Local Penalties

- These penalties are calculated using the “Per 10, or part of 10” factor from a **ROUNDED UP** base fine.
- State and Local Penalties **UB&PS Section III A, pg. iii**
  - PC § 1464 State penalty = \$10 per 10
  - GC § 76104.6 County DNA Identification Fund penalty = \$1 per 10
  - GC § 76104.7 state DNA Identification Fund additional penalty = \$4 per 10
  - GC §70372(a) state court facilities construction penalty = \$5 per 10
  - GC 76000(a) county penalty **per board of supervisors’ resolution (BOS)** = up to \$7 per 10
  - GC 76000.5 emergency medical services (EMS) additional penalty **per board of supervisors’ resolution** = \$2 per 10



# Board of Supervisors Resolution

- Is there a list of assessments requiring a BOS resolution?
  - If I do not have one, should I assess?
  - How to obtain a BOS Resolution



JUDICIAL COUNCIL  
OF CALIFORNIA

# State and Local Penalties

- PC § 1464 - State Penalty *Guidelines*
  - A penalty of \$10 per \$10 (or part of \$10) upon every fine, penalty, or forfeiture imposed - 70% goes to the State and 30% goes to the County.
- GC § 76000 (a) & (e) - County Penalties *Guidelines*
  - A penalty of up to \$7 per \$10 (or part of \$10) upon every fine, penalty, or forfeiture imposed (BOS).
  - Board resolution specifies distribution to the following local funds: GC § 76100 Courthouse Construction Fund; GC 7§ 6101 Criminal Justice Facilities Fund; GC § 76102 Auto Fingerprint ID Fund; GC § 76103 Forensic Lab Fund; GC § 76104 EMS Fund; GC § 76104.5 DNA ID Fund; and/or GC § 76105 Special Purpose Fund.
  - If responsibility for facilities transferred to State and **NO bonded indebtedness remains**, the additional penalty follows GC § 76000(e).



# Transfer/ No Bonded Indebtedness

- Bonded Indebtedness – this is a debt that is secured by an issued bond with the monies received to be used to pay for Court Facilities.
  - What does this mean?
    - If the responsibility for one or more facilities has not transferred to the state, the revenues collected in the County's Courthouse Construction Funds will shift proportionally based on the square footage of the space that the County has transferred to the State.
      - For Example: if 75% of the County's Court Facility space transfers to the state and the revenues is not tied to bonded indebtedness on any of the Court Facilities, then 75% of the local courthouse construction fund would also transfer to the state.
  - When this occurs, this affects how funds are collected under GC §76000(a) or GC § 76000(e).

Additional Information can be found under GC § 70375.





# Additional Penalties

- GC § 76104.6 - DNA Identification Penalty *Guidelines*
  - Additional penalty of \$1 per \$10 (or part of \$10) for every fine, penalty, or forfeiture imposed.
  - Assessed on all criminal offenses.
  - County transfers 25% to State each quarter.
- GC § 76104.7 - DNA Identification Penalty *Guidelines*
  - Additional penalty of \$4 per \$10 (or part of \$10) for every fine, penalty, or forfeiture imposed.
  - Assessed on all criminal offenses (for violations after June 27, 2012.)
  - County to transfer 100% to State.





# Additional Penalties

- GC § 70372 (a) - Court Construction Penalty *Guidelines*
  - Additional penalty of \$5 per 10 (or part of \$10) upon every fine, penalty, or forfeiture imposed.
  - Distributed to the State ICNA and State CFCF; these funds will be consolidated to State CFCF in 2021-22 Budget.
- GC § 76000.5 - Emergency Medical Services (EMS) *Guidelines*
  - Additional penalty assessment of \$2 per 10 (or part of \$10) of the base fine (board of supervisors' resolution).
  - Distributed to the County Maddy EMS Fund



# Additional Penalties

- GC § 76000.10(c)(1) \$4 EMAT Penalty  
UB&PS Section III F, pg.iv and *Guidelines*
- A \$4 penalty for emergency medical air transportation services (EMAT) is imposed for every Vehicle Code conviction, or a local ordinance adopted under the Vehicle Code, committed on or after January 1, 2011.
- Distributed to the State EMAT Fund
- As the law stands today, imposition of EMAT penalty will end June 30, 2021, and collection of EMAT penalty will end December 31, 2022.



# Fees and Assessments

- PC § 1465.8 – Court Operations Assessment *Guidelines*
  - \$40 assessed on every conviction for a criminal offense, including a traffic offense, except parking offenses as defined in subdivision (i) of Penal Code section 1463.
  - “Conviction” includes the confidential conviction of a traffic violation on the condition that the defendant attend a court-ordered traffic violator school.
  - 100% distribution to State TCTF.
- GC § 70373 – Criminal Conviction Assessment *Guidelines*
  - \$30 assessed for each felony/misdemeanor conviction, **or**
  - \$35 assessed for each infraction conviction (including confidential conviction for completion of traffic school.)
  - 100% distribution to State ICNA; will go to State CFCF upon consolidation



# Fees and Assessments

- VC § 42006 -Night Court Special Assessment *Guidelines*
  - Vehicle Code or local ordinance adopted where the court conducts night or weekend court sessions for traffic offenses.
  - Court **may** levy a \$1 special assessment per fine, forfeiture, and traffic violator school fee imposed.
  - When facilities have transferred w/o bonded indebtedness, the \$1 special assessment goes to the State.
  - Non-parking violations



# Installment Payment Fees

## Penal Code Section § 1205(e)

The defendant shall pay to the clerk of the court or the collecting agency a fee for the processing of installment accounts. This fee shall equal the administrative and clerical costs, as determined by the board of supervisors, or by the court, depending on which entity administers the account.

The defendant shall pay to the clerk of the court or the collecting agency the fee established for the processing of the accounts receivable that are not to be paid in installments.

The fee shall equal the administrative and clerical costs, as determined by the board of supervisors, or by the court, depending on which entity administers the account, except that the fee shall not exceed thirty dollars (\$30).





# Recap of the Standard Criminal/Traffic Fine Equation/Formula

Base Fine + Base Fine Enhancements

=

**Total Base Fine**

+

State and Local Penalties

=

**Initial Penalty**

+

Surcharge, Fees, and Assessments

=

**Total Bail or Fine**



JUDICIAL COUNCIL  
OF CALIFORNIA

# Distribution Spreadsheets

Disclaimer: All spreadsheets have been updated to reflect what we believe are the statutes in effect as of **TODAY**. Thus, they are subject to change based on laws that are effective after today's training. These spreadsheets are used for testing and review and not configuration work.

Be sure the fines, penalties, and fees reflect the statutes in effect for the period reviewed.

The background of the slide features a large, faint, circular seal of the Judicial Council of California. The seal contains the text "JUDICIAL COUNCIL OF CALIFORNIA" around the perimeter, "EUREKA" at the top, and "1926" at the bottom. The central emblem depicts a figure holding a scale, a bear, and other symbols of justice and statehood.

# Components of the Distribution Spreadsheet

To ISSUE SUMMARY **Case Study 1 - Speeding Bail Forfeiture**

CASE INFORMATION				
Case Number	0	COUNT 1	BASE FINE	
Violation Date		Violation Description	Priors	0
Disposition Date		Violation Type	Enhanced BASE	0
Arresting Agency		Disposition		
County %	100%	COUNT 2 (if any)	BASE FINE	0
City %	0%	Violation Description	Priors	
TOTAL Enhanced Base	\$0.00	Violation Type	Enhanced BASE	0
Portion of 10	0	Disposition	GC 76000	7

2% Y- Def N	Per 10	DISTRIBUTION	DISTRIB ENTITY	STANDARD BASE-UP			COURT DISTRIBUTION	
				Standar- Per UBS	2% Amt	FINAL (After 2%) A	DISTRIB CODE or DESCRIPTION	DISTRIB AMT B
Y	TOTAL	PC 1463.001 - Base County	COUNT	0.00	0.00	0.00		
Y		PC 1463.002 - Base City			0.00	0.00		
Y	7	PC 1464 - State PA				0.00		
Y	3	PC 1464 - S				0.00		
Y	0.75	GC 7610				0.00		
Y	0.25	GC 76				0.00		
Y	4	GC 7				0.00		
Y	2.00	GC 76				0.00		
Y	2.00	GC 7610				0.00		
Y	1.50	GC 76104 - E				0.00		
Y	0.50	GC 76104.5 - DNA ID				0.00		
Y	1.00	GC 76102 - Auto				0.00		
Y	2.00	GC 76000.5 - EMS Addl PA (BOS: 2/10)	COUNT	0.00	0.00	0.00		
Y		GC 76000.10(c) - EMAT Penalty (\$4 eff 1-1-11)	STATE	4.00	0.08	3.92		
Y	5.00	GC 70372(a): SCFCF (5/10)	STATE	0.00	0.00	0.00		
N		PC 1465.7 - 20% Surcharge	STATE	0.00	0.00	0.00		
		<b>SUBTOTAL</b>		<b>4.00</b>		<b>3.92</b>		<b>0.00</b>
N		PC 1465.8 - Court Ops Assmnt (\$40 eff 10-19-10)	STATE	40.00	0.00	40.00		
N		GC 70373 - Crim Conv Assmnt (\$30 for misd/\$35 for infr)	STATE	35.00	0.00	35.00		
N		VC 40508.6 - Priors/DMV Admin Fee (up to \$10)	COURT	0.00	0.00	0.00		
N		PC 1205(e) - Install Fee (Actual Costs) OR AR Fee (up to \$30) OR VC 40510.5(g) - Install Fee (up to \$35)	COURT	0.00	0.00	0.00		
N		VC 42006 - Night Court Assmnt (\$1)	STATE	1.00	0.00	1.00		
N		GC 68090.8 - 2% State Automation (for fines, penalties & forfeitures)	STATE			0.08		
		<b>TOTAL FINE</b>		<b>80.00</b>	0.08	<b>80.00</b>	<b>TOTAL</b>	<b>0.00</b>

**Case Information**  
**Violation/Disposition Date**  
**Arresting Agency**

CASE INFORMATION			
Case Number	0	COUNT 1	BASE FINE
Violation Date		Violation Description	Priors 0
Disposition Date		Violation Type	Enhanced BASE 0
Arresting Agency		Disposition	
County %	100%	COUNT 2 (if any)	BASE FINE 0
City %	0%	Violation Description	Priors
TOTAL Enhanced Base	\$0.00	Violation Type	Enhanced BASE 0
Portion of 10	0	Disposition	GC 76000 7

2% Y- Def N	Per 10	DISTRIBUTION	DISTRIB ENTITY	STANDARD FINE			COURT DISTRIBUTION	
				Standar rd-Per UBS	2%	AL (2%)	DISTRIB CODE or DESCRIPTION	DISTRIB AMT
				A			B	
Y	TOTAL	PC 1463.001 - Base County	COUNT	0.00		0.00		
Y		PC 1463.002 - Base City				0.00		
Y	7	PC 1464 - State PA - S				0.00		
Y	3	PC 1464 - State PA - C				0.00		
Y	0.75	GC 76104.6 - DNA PA				0.00		
Y	0.25	GC 76104.6 - DNA PA				0.00		
Y	4	GC 76104.7 - DNA Add				0.00		
Y	2.00	GC 76100 - LCCF				0.00		
Y	2.00	GC 76101 - LCJF				0.00		
Y	1.50	GC 76104 - EMS	COUNT	0.00	0.00	0.00		
Y	0.50	GC 76104.5 - DNA ID	COUNT	0.00	0.00	0.00		
Y	1.00	GC 76102 - Auto	COUNT	0.00	0.00	0.00		
Y	2.00	GC 76000.5 - EMS Addl PA (BOS: 2/10)	COUNT	0.00	0.00	0.00		
Y		GC 76000.10(c) - EMAT Penalty (\$4 eff 1-1-11)	STATE	4.00	0.08	3.92		
Y	5.00	GC 70372(a): SCFCF (5/10)	STATE	0.00	0.00	0.00		
N		PC 1465.7 - 20% Surcharge	STATE	0.00	0.00	0.00		
<b>SUBTOTAL</b>				<b>4.00</b>		<b>3.92</b>		<b>0.00</b>
N		PC 1465.8 - Court Ops Assmnt (\$40 eff 10-19-10)	STATE	40.00	0.00	40.00		
N		GC 70373 - Crim Conv Assmnt (\$30 for misd/\$35 for infr)	STATE	35.00	0.00	35.00		
N		VC 40508.6 - Priors/DMV Admin Fee (up to \$10)	COURT	0.00	0.00	0.00		
N		PC 1205(e) - Install Fee (Actual Costs) OR AR Fee (up to \$30) OR VC 40510.5(g) - Install Fee (up to \$35)	COURT	0.00	0.00	0.00		
N		VC 42006 - Night Court Assmnt (\$1)	STATE	1.00	0.00	1.00		
N		GC 68090.8 - 2% State Automation (for fines, penalties & forfeitures)	STATE			0.08		
<b>TOTAL FINE</b>				<b>80.00</b>		<b>80.00</b>	<b>TOTAL</b>	<b>0.00</b>

**Base Fine  
Bail Amount from UB&PS  
Enhancements**



To ISSUE SUMMARY **Case Study 1 - Speeding Bail Forfeiture**

CASE INFORMATION				
Case Number	0	COUNT 1	BASE FINE	
Violation Date		Violation Description	Priors	0
Disposition Date		Violation Type	Enhanced BASE	0
Arresting Agency		Disposition		
County %	100%	COUNT 2 (if any)	BASE FINE	0
City %	0%	Violation Description	Priors	
TOTAL Enhanced Base	\$0.00	Violation Type	Enhanced BASE	0
Portion of 10	0	Disposition	GC 76000	7

2% Y- Def N	Per 10	DISTRIBUTION	DISTRIB ENTITY	STANDARD BASE-UP			COURT DISTRIBUTION	
				Stand- ard-Per UBS	2% Amt	FINAL (After 2%) A	DISTRIB CODE or DESCRIPTION	DISTRIB AMT B
Y	TOTAL	PC 1463.001 - Base County	COUNT	0.00	0.00	0.00		
Y		PC 1463.002 - Base City	CITY	0.00	0.00	0.00		
Y	7	PC 1464 - State PA - State portion (70%)	STATE	0.00	0.00	0.00		
Y	3	PC 1464 - State PA - County portion (30%)	COUNT	0.00	0.00	0.00		
Y	0.75	GC 76104.6 - DNA PA (31%) 25%	COUNT	0.00	0.00	0.00		
Y	0.25	GC 76104.6 - DNA PA (31%) 75%	COUNT	0.00	0.00	0.00		
Y	4	GC 76104.7 - DNA PA	COUNT	0.00	0.00	0.00		
Y	2.00	GC 76100 - J	COUNT	0.00	0.00	0.00		
Y	2.00	GC 76100 - J	COUNT	0.00	0.00	0.00		
Y	1.50	GC 76104 - EMS	COUNT	0.00	0.00	0.00		
Y	0.50	GC 76104.5 - DNA I	COUNT	0.00	0.00	0.00		
Y	1.00	GC 76102 - Auto	COUNT	0.00	0.00	0.00		
Y	2.00	GC 76000.5 - EMS	COUNT	0.00	0.00	0.00		
Y		GC 76000.10(c) - Et	COUNT	0.00	0.00	0.00		
Y	5.00	GC 70372(a): SCFCF	COUNT	0.00	0.00	0.00		
N		PC 1465.7 - 20% Surcharge	COUNT	0.00	0.00	0.00		
		<b>SUBTOTAL</b>		<b>4.00</b>		<b>3.92</b>		<b>0.00</b>
N		PC 1465.8 - Court Ops Assmnt (\$40 eff 10-19-10)	STATE	40.00	0.00	40.00		
N		GC 70373 - Crim Conv Assmnt (\$30 for misd/\$35 for infr)	STATE	35.00	0.00	35.00		
N		VC 40508.6 - Priors/DMV Admin Fee (up to \$10)	COURT	0.00	0.00	0.00		
N		PC 1205(e) - Install Fee (Actual Costs) OR AR Fee (up to \$30) OR VC 40510.5(g) - Install Fee (up to \$35)	COURT	0.00	0.00	0.00		
N		VC 42006 - Night Court Assmnt (\$1)	STATE	1.00	0.00	1.00		
N		GC 68090.8 - 2% State Automation (for fines, penalties & forfeitures)	STATE			0.08		
		<b>TOTAL FINE</b>		<b>80.00</b>		<b>80.00</b>	<b>TOTAL</b>	<b>0.00</b>

**State & Local Penalties**  
**State Penalties**  
**County Local Penalties**  
**Additional EMS**  
**SCFCF**



The seal of the Judicial Council of California is a circular emblem. It features a central figure of a woman in classical attire, holding a spear and a shield. The shield contains a smaller figure. The background of the seal includes a landscape with mountains, a ship, and a bear. The text "JUDICIAL COUNCIL OF CALIFORNIA" is written around the top inner edge, "EUREKA" is at the top center, and "1926" is at the bottom center.

# Case Studies

# Reference Materials

In general, there are resources you may find useful:

- Statutes
- Uniform Bail and Penalty Schedule (UB&PS)
- State Controller's Office *Trial Court Revenue Distribution Guidelines* (Guidelines)
- Spreadsheets



JUDICIAL COUNCIL  
OF CALIFORNIA

# Items needed to test a distribution

1. Gather information about the citation
  - Violation and conviction dates
  - Local penalties, fines, assessments, etc.
  - Board of Supervisor Resolution
2. Review statutes
3. Refer to Guidelines and FAQs
4. Refer to the UB&PS
5. Call/email for assistance only after going through 1-4 (since we will go through these same steps!)





# Crosswalk

- Resource tying Trial Court Revenue Distribution Guidelines and other resources
- Minimizes Research Time
  - FAQ's
  - Uniform Bail & Penalty Schedule



JUDICIAL COUNCIL  
OF CALIFORNIA

# How does the Crosswalk work?

## Uniform Business and Penalty Schedules

2021 EDITION

(Cal. Rules of Court, rule 4.102)

TRAFFIC  
BOATING  
FORESTRY  
FISH AND GAME  
PUBLIC UTILITIES  
PARKS AND RECREATION  
BUSINESS LICENSING

Revenue Law  
Recently Asked Questions

April 2019



State of California  
Judicial Court Revenue  
Distribution Guideline  
Revision 31

Updated as of January 1, 2021



LETTY T. YEE  
State Controller



JUDICIAL COUNCIL  
OF CALIFORNIA

JUDICIAL COUNCIL OF CALIFORNIA

CROSSWALK BETWEEN TRIAL COURT REVENUE DISTRIBUTION GUIDELINES, THE UNIFORM BAIL & PENALTY SCHEDULES, AND FAQ'S

The codes and any guidance contained in this document, Trial Court Revenue Distribution Guidelines, the Uniform Bail and Penalty Schedules, and distribution templates are subject to the effective dates as stated in the specific sections. Refer to the current code to ensure the most current language is implemented.

Table 2 - Special Distributions of Fines and Forfeitures Preceding PC 1463.001 Distribution

Trial Court Revenue Distribution Guidelines Rev 30 1-1-2020				Uniform Bail & Penalty Schedules v 1-1-2020		
Index	Code Section	Code Description	Violation	FAQ	Description	Pg.
2.2	5 PC 1463.14(a)	Lab Fines for Convictions of Driving Under the Influence or Reckless Driving				
			DUI Under:			
			VC 23152		DUI, various	50
			VC 23153		DUI, causing injury	50
			Reckless Driving Under:			
			VC 23103	C31	Reckless driving	49
			VC 23104	C31	Reckless driving, bodily injury	49
			VC 23105		Reckless driving, Specific injury	49

[www.courts.ca.gov/revenue-distribution.htm](http://www.courts.ca.gov/revenue-distribution.htm)



JUDICIAL COUNCIL OF CALIFORNIA

TRAFFIC INFRACTION FIXED PENALTY SCHEDULE

(\*See Preface, Section III) (\*\*See Preface, Section IV)

(Vehicle Case)

Violation Code

Violation Description

Section	Notes	Offense	Base Fine/ Fee	State PA*	County PA*/10	DNA PA*	Court PA*/10	Surcharge*	EMS PA*/10	EMAT PA*	Fine Surcharge & PA Subtotal	Court OPS	Conv. Assess	Night Court	TAP Fee	Total Bail **/Fee	Category	DMV Points
22349 (b)		Speeding ≥ 26 MPH Over 55 MPH Limit	100	100	70	5/10	5	20%	2	4	414	40	35	1	0	490	4a	1
22349 (b)		Speeding 1–15 MPH Over 55 MPH Limit	35	40	28		20	7	8	4	162	40	35	1	0	238	4a	1
22349 (b)		Speeding 16–25 MPH Over 55 MPH Limit	70	70	49		35	14	14	4	291	40	35	1	0	367	4a	1
22350		Unsafe Speed for Prevailing Conditions ≥ 26 MPH Over Limit	100	100	70		50	20	20	4	414	40	35	1	0	490	4a	1
22350		Unsafe Speed for Prevailing Conditions 1–15 MPH Over Limit	35	40	28		20	7	8	4	162	40	35	1	0	238	4a	1
22350		Unsafe Speed for Prevailing Conditions 16–25 MPH Over Limit	70	70	49		35	14	14	4	291	40	35	1	0	367	4a	1
22351 (a,b)		Driving in Excess of Prima Facie Speed Limits Established in VC 22352				[See Speed Chart]											4a	1
22352 (a) (1)		Operating Vehicle in Excess of 15 MPH at Railroad Crossing				[See Speed Chart]											4a	1
22352 (a) (2)		Operating Vehicle in Excess of 15 MPH at Freeway Intersection With No Clear Field of Vision				[See Speed Chart]											4a	1
22352 (a) (3)		Operating Vehicle in Excess of 15 MPH on Any Alley				[See Speed Chart]											4a	1
22352 (b) (1)		Operating Vehicle in Excess of 25 MPH in Business District				[See Speed Chart]											4a	1
22352 (b) (2)		Operating Vehicle in Excess of 25 MPH by School				[See Speed Chart]											4a	1
22352 (b) (3)		Operating Vehicle in Excess of 25 MPH by Senior Center				[See Speed Chart]											4a	1
22354 (a)		Failure to Abide by Speed Limits Set by the State Department of Transportation (DOT) on State Highways				[See Speed Chart]											4a	1
22355		Failure to Abide by Variable Speed Limits Set by the State Department of Transportation (DOT)				[See Speed Chart]											4a	1
22356 (b)		Exceeding 70 MPH Maximum Speed, ≥ 26 MPH Over Limit				[See Speed Chart]											4a	1
22356 (b)		Exceeding Maximum Speed Limit of 70 MPH, 1–15 MPH Over Limit				[See Speed Chart]											4a	1
22356 (b)		Exceeding Maximum Speed limit of 70 MPH, 16–25 MPH Over Limit				[See Speed Chart]											4a	1
22357		Violation of Prima Facie Local Speed Limit				[See Speed Chart]											4a	1
22358		Violation of Local Speed Limit				[See Speed Chart]											4a	1
22358.3		Violation of Local Speed Limit on Narrow Street				[See Speed Chart]											4a	1
22358.4		Violation of Prima Facie Local Speed Limit				[See Speed Chart]											4a	1





# Preparing for the calculations

Gather information (from the case management system/case file) including:

1. Codes violated
2. Violation date and conviction date
3. Prior violations
4. Base fine and enhancements for total base fine (how much was assessed)
5. Arresting agency – county, city, CHP,
6. Disposition on each count (conviction, dismissed, traffic school)





# Case Study #1

Speeding 1 to 15 MPH over 55 MPH Limit

VC 22349(b) Infraction

Basic distribution template

*Please refer to the case study handout to follow along the case study exercises on the upcoming slides.*

# Case Studies

## Basic Distributions Session A

### Case Study #1: Speeding

#### San Diego Court Case Information:

- Violation Date: 1/16/2021
- Disposition Date: 3/25/2021
- Arresting Agency= Coronado Police Department  
--% Split between County and City (Refer to PC 1463.002)
- Violation = VC § 22349(b); 1-15 MPH Over 55 MPH Limit
- Violation Type = Infraction
- Disposition = Bail forfeiture
- Prior VC Conviction = 1



# Information for Speeding Case Example #1

## San Diego Court Case Information:

- Violation Date = 1/16/2021
- Disposition Date = 3/25/2021
- Arresting Agency = Coronado Police Department
  - *% Split between County and City (Refer to PC § 1463.002)*
- Violation = VC 22349(b); 1-15 MPH Over 55 MPH Limit
- Violation Type = Infraction
- Disposition = Bail Forfeiture
- Prior VC Conviction = 1



# Arresting Agency: County and City % Split Information (Refer to PC § 1463.002)

**PENAL CODE - PEN**

**PART 2. OF CRIMINAL PROCEDURE [681 - 1620]**

*( Part 2 enacted 1872. )*

**TITLE 11. PROCEEDINGS IN MISDEMEANOR AND INFRACTION CASES  
AND APPEALS FROM SUCH CASES [1427 - 1471]**

*( Heading of Title 11 amended by Stats. 1998, Ch. 931, Sec. 407. )*

**CHAPTER 1. Proceedings in Misdemeanor and Infraction Cases [1427 -  
1465.8]**

*( Heading of Chapter 1 amended by Stats. 1998, Ch. 931, Sec. 408. )*

## **1463.002.**

The base fine amounts from city arrests shall be subject to distribution according to the following schedule:



JUDICIAL COUNCIL  
OF CALIFORNIA

# County and City % Split Information (Refer to PC § 1463.002) Continued

## San Diego

Carlsbad .....	8
Chula Vista .....	23
<b>Coronado .....</b>	<b>25</b>
Del Mar .....	8
El Cajon .....	17
Escondido .....	16
Imperial Beach .....	8
La Mesa .....	23
Lemon Grove .....	8
National City .....	14
Oceanside .....	15
San Marcos .....	8
Vista .....	8
San Diego .....	6
County percentage .....	25





To ISSUE SUMMARY

## Case Study 1 - Speed

### CASE INFORMATION

Case Number	0	COUNT 1
Violation Date	1/16/2021	Violation Description
Disposition Date	3/25/2021	Violation Type
Arresting Agency	Coronado PD	Disposition
<b>County %</b>	25%	COUNT 2 (if any)
<b>City %</b>	75%	Violation Description
TOTAL Enhanced Base	\$0.00	Violation Type
Portion of 10	0	Disposition

*\*Enter the Percentage identified into the County Line*



JUDICIAL COUNCIL  
OF CALIFORNIA

# Information for Speeding Case #1

## Local County BOS Penalties:

- LCCF = \$2
- LCJF = \$2
- EMS = \$1.50
- DNA = \$.50
- Auto Fingerprint = \$1
- Additional EMS = \$2
- EMAT Fee GC § 76000.10(c) = \$4

## Court Fees:

- PC § 1465.8 Court Ops Assessment = \$40
- GC § 70373 – Criminal Conviction Assessment = \$35
- Night Court Fee = \$1



JUDICIAL COUNCIL  
OF CALIFORNIA

To ISSUE SUMMARY		Case Study 1 - Speeding Bail Forfeiture		
Violation Date	1/16/2021	Violation Description	1-15 MPH over 55 MPH	Priors
Disposition Date	3/25/2021	Violation Type	Traffic Infraction	Enhanced BASE
Arresting Agency	Coronado PD	Disposition	Bail Forfeiture	0
County %	25%	COUNT 2 (if any)		BASE FINE
City %	75%	Violation Description		Priors
TOTAL Enhanced Base	\$0.00	Violation Type		Enhanced BASE
Portion of 10	0	Disposition		GC 76000
				7

2%	Per 10	DISTRIBUTION	DISTRIB ENTITY	STANDARD BASE-UP			COURT DISTRIBUTION	
				Stand-Per UBS	2% Amt	FINAL (After 2%)	DISTRIB CODE or DESCRIPTION	DISTRIB AMT
Y-Def	N					A		B
Y	TOTAL BASE	PC 1463.001 - Base County	COUNT	0.00	0.00	0.00		
Y		PC 1463.002 - Base City	CITY	0.00	0.00	0.00		
Y	7	PC 1464 - State PA - State portion (70%)	STATE	0.00	0.00	0.00		
Y	3	PC 1464 - State PA - County portion (30%)	COUNT	0.00	0.00	0.00		
Y	0.75	GC 76104.6 - DNA PA (110) 75%	COUNT	0.00	0.00	0.00		
Y	0.25	GC 76104.6 - DNA PA (110) 25%	STATE	0.00	0.00	0.00		
Y	4	GC 76104.7 - DNA Addl PA (410 eff 6-27-12; prev 310)	STATE	0.00	0.00	0.00		
Y	0.00	GC 76100 - LCCF	COUNT	0.00	0.00	0.00		
Y	0.00	GC 76101 - LCJF	COUNT	0.00	0.00	0.00		
Y	0.00	GC 76104 - EMS	COUNT	0.00	0.00	0.00		
Y	0.00	GC 76104.5 - DNA ID	COUNT	0.00	0.00	0.00		
Y	0.00	GC 76102 - Auto	COUNT	0.00	0.00	0.00		
Y	0.00	GC 76000.5 - EMS Addl PA (BOS: 210)	COUNT	0.00	0.00	0.00		
Y		GC 76000.10(c) - EMAT Penalty (\$4 eff 1-1-11)	STATE	0.00	0.00	0.00		
Y	5.00	GC 70372(a): SCFCF (510)	STATE	0.00	0.00	0.00		
N		PC 1465.7 - 20% Surcharge	STATE	0.00	0.00	0.00		
		<b>SUBTOTAL</b>		<b>0.00</b>		<b>0.00</b>		<b>0.00</b>

**ERROR! GC 76000 PA total is not \$7. Check Court's board resolution.**

A	B
Please choose the county:	San Diego
<u>Test for Local Penalties</u>	
Has the county transferred responsibility for court facilities to the State?	Yes
Has county paid off all indebtedness for court facilities?	Yes
<b>GC 76000 Local Penalties for San Diego County</b>	<b>\$ 7.00</b>
1 County	GC 76000 (e)
4 Riverside	\$4.60
5 Sacramento	\$5.00
6 San Benito	\$5.00
7 San Bernardino	\$5.00
8 <b>San Diego</b>	<b>\$7.00</b>
9 San Francisco	\$6.99
0 San Joaquin	\$3.75
1 San Luis Obispo	\$5.00
2 San Mateo	\$4.75
3 Santa Barbara	\$3.50
4 Santa Clara	\$5.50
5 Santa Cruz	\$7.00
6 Shasta	\$3.50
7 Sierra	\$7.00
<span>Local Penalties</span>   Case 1 Speeding   Case 1.2 Speeding w Prior   Cas	



Select the County



JUDICIAL COUNCIL OF CALIFORNIA



2%	Per 10	DISTRIBUTION	DISTRIB ENTITY	Stand-Per UBS
Y - Def				
N				
Y	TOTAL BASE	PC 1463.001 - Base County	COUNT	0.00
Y		PC 1463.002 - Base City	CITY	0.00
Y	7	PC 1464 - State PA - State portion (70%)	STATE	0.00
Y	3	PC 1464 - State PA - County portion (30%)	COUNT	0.00
Y	0.75	GC 76104.6 - DNA PA (1/10) 75%	COUNT	0.00
Y	0.25	GC 76104.6 - DNA PA (1/10) 25%	STATE	0.00
Y	4	GC 76104.7 - DNA Addl PA (4/10 eff 6-27-12; prev 3/10)	STATE	0.00
Y	2.00	GC 76100 - LCCF	COUNT	0.00
Y	2.00	GC 76101 - LCJF	COUNT	0.00
Y	1.50	GC 76104 - EMS	COUNT	0.00
Y	0.50	GC 76104.5 - DNA ID	COUNT	0.00
Y	1.00	GC 76102 - Auto	COUNT	0.00
Y	2.00	GC 76000.5 - EMS Addl PA (BOS: 2/10)	COUNT	0.00
Y		GC 76000.10(c) - EMAT Penalty (\$4 eff 1-1-11)	STATE	4.00
Y	5.00	GC 70372(a): SCFCF (5/10)	STATE	0.00
N		PC 1465.7 - 20% Surcharge	STATE	0.00
		<b>SUBTOTAL</b>		<b>4.00</b>
N		PC 1465.8 - Court Ops Assmnt (\$40 eff 10-19-10)	STATE	40.00
N		GC 70373 - Crim Conv Assmnt (\$30 for misd/\$35 for infr)	STATE	35.00
N		VC 40508.6 - Priors/DMV Admin Fee (up to \$10)	COURT	10.00
N		PC 1205(e) - Install Fee (Actual Costs) OR AR Fee (up to \$30) OR VC 40510.5(g) - Install Fee (up to \$35)	COURT	30.00
N		VC 42006 - Night Court Assmnt (\$1)	STATE	1.00
N		GC 68090.8 - 2% State Automation (for fines, penalties & forfeitures)	STATE	

GC 76000  
BOS Penalties



EMAT Fee



Court Fees



JUDICIAL COUNCIL  
OF CALIFORNIA



# Information for Speeding Case #1

## TRAFFIC INFRACTION FIXED PENALTY SCHEDULE

(\*See Preface, Section III) (\*\*See Preface, Section IV)

(Vehicle Code)

Section	Notes	Offense	Base Fine/ Fee	State PA*	County PA*/10	DNA PA*	Court PA*/10	Surcharge*	EMS PA*/10	EMAT PA*	Fine Surcharge & PA Subtotal	Court OPS	Conv. Assess	Night Court	TAP Fee	Total Bail **/Fee	Category	DMV Points	
				10/10	7		5/10	5	20%	2	4	40	35	1	0				
22349	(b)	Speeding ≥ 26 MPH Over 55 MPH Limit	100	100	70		50	50	20	20	4	414	40	35	1	0	490	4a	1
22349	(b)	Speeding 1–15 MPH Over 55 MPH Limit	35	40	28		20	20	7	8	4	162	40	35	1	0	238	4a	1
22349	(b)	Speeding 16–25 MPH Over 55 MPH Limit	70	70	49		35	35	14	14	4	291	40	35	1	0	367	4a	1
22350		Unsafe Speed for Prevailing Conditions ≥ 26 MPH Over Limit	100	100	70		50	50	20	20	4	414	40	35	1	0	490	4a	1
22350		Unsafe Speed for Prevailing Conditions 1–15 MPH Over Limit	35	40	28		20	20	7	8	4	162	40	35	1	0	238	4a	1
22350		Unsafe Speed for Prevailing Conditions 16–25 MPH Over Limit	70	70	49		35	35	14	14	4	291	40	35	1	0	367	4a	1



JUDICIAL COUNCIL  
OF CALIFORNIA

Enter Violation Information Here

Enter Base Fine Here



Case Study 1 - Speeding Bail Forfeiture			
<b>COUNT 1</b>	VC 22349(b)	<b>BASE FINE</b>	35
Violation Description	1-15 MPH over 55 MPH	Priors	
Violation Type	Traffic Infraction	Enhanced BASE	35
Disposition	Bail Forfeiture		
<b>COUNT 2 (if any)</b>		<b>BASE FINE</b>	0
Violation Description		Priors	
Violation Type		Enhanced BASE	0
Disposition		GC 76000	7



JUDICIAL COUNCIL  
OF CALIFORNIA

**CHECK THE SUBTOTAL  
TO THE UB&PS**



JUDICIAL COUNCIL  
OF CALIFORNIA

To ISSUE SUMMARY		Case Study 1 - Speeding Bail Forfeiture		
Violation Date	1/16/2021	Violation Description	1-15 MPH over 55 MPH	Priors
Disposition Date	3/25/2021	Violation Type	Traffic Infraction	Enhanced BASE
Arresting Agency	Coronado PD	Disposition	Bail Forfeiture	35
County %	25%	COUNT 2 (if any)		BASE FINE
City %	75%	Violation Description		Priors
TOTAL Enhanced Base	\$35.00	Violation Type		Enhanced BASE
Portion of 10	4	Disposition		GC 76000

2% Y-Def N	Per 10	DISTRIBUTION	DISTRIB ENTITY	STANDARD BASE-UP			COURT DISTRIBUTION	
				Standar d-Per UBS	2% Amt	FINAL (After 2%) A	DISTRIB CODE or DESCRIPTION	DISTRIB AMT B
Y	TOTAL	PC 1463.001 - Base County	COUNT	8.75	0.18	8.58		
Y		PC 1463.002 - Base City	CITY	26.25	0.53	25.73		
Y	7	PC 1464 - State PA - State portion (70%)	STATE	28.00	0.56	27.44		
Y	3	PC 1464 - State PA - County portion (30%)	COUNT	12.00	0.24	11.76		
Y	0.75	GC 76104.6 - DNA PA (110) 75%	COUNT	3.00	0.06	2.94		
Y	0.25	GC 76104.6 - DNA PA (110) 25%	STATE	1.00	0.02	0.98		
Y	4	GC 76104.7 - DNA Addl PA (410 eff 6-27-12; prev 310)	STATE	16.00	0.32	15.68		
Y	2.00	GC 76100 - LCCF	COUNT	8.00	0.16	7.84		
Y	2.00	GC 76101 - LCJF	COUNT	8.00	0.16	7.84		
Y	1.50	GC 76104 - EMS	COUNT	6.00	0.12	5.88		
Y	0.50	GC 76104.5 - DNA ID	COUNT	2.00	0.04	1.96		
Y	1.00	GC 76102 - Auto	COUNT	4.00	0.08	3.92		
Y	2.00	GC 76000.5 - EMS Addl PA (BOS: 210)	COUNT	8.00	0.16	7.84		
Y		GC 76000.10(c) - EMAT Penalty (\$4 eff 1-1-11)	STATE	4.00	0.08	3.92		
Y	5.00	GC 70372(a): SCFCF (510)	STATE	20.00	0.40	19.60		
N		PC 1465.7 - 20% Surcharge	STATE	7.00	0.00	7.00		
		<b>SUBTOTAL</b>		<b>162.00</b>		<b>158.90</b>		<b>0.00</b>
N		PC 1465.8 - Court Ops Assmnt (\$40 eff 10-19-10)	STATE	40.00	0.00	40.00		
N		GC 70373 - Crim Conv Assmnt (\$30 for misd/\$35 for infr)	STATE	35.00	0.00	35.00		
N		VC 40508.6 - Priors/DMV Admin Fee (up to \$10)	COURT	0.00	0.00	0.00		
N		PC 1205(e) - Install Fee (Actual Costs) OR AR Fee (up to \$30) OR VC 40510.5(g) - Install Fee (up to \$35)	COURT	0.00	0.00	0.00		
N		VC 42006 - Night Court Assmnt (\$1)	STATE	1.00	0.00	1.00		
N		GC 68090.8 - 2% State Automation (for fines, penalties & forfeitures)	STATE			3.10		
					3.10			
		<b>TOTAL FINE</b>		<b>238.00</b>		<b>238.00</b>	<b>TOTAL</b>	<b>0.00</b>



# Case Studies

## Basic Distributions Session A

### Case Study #1: Speeding. UB&PS

**TRAFFIC INFRACTION FIXED PENALTY SCHEDULE**  
 (\*See Preface, Section III) (\*\*See Preface, Section IV)  
 (Vehicle Code)

Section	Notes	Offense	Base Fine/ Fee	State PA*	County PA*/10	DNA PA*	Court PA*/10	Surcharge* 5 20%	EMS PA*/10	EMAT PA* 2 4	Fine Surcharge & PA Subtotal	Court OPS	Conv. Assess	Night Court	TAP Fee	Total Bail **/Fee	Category	DMV Points	
22349	(b)	Speeding ≥ 26 MPH Over 55 MPH Limit	100	100	70	5/10	50	50	20	20	4	414	40	35	1	0	490	4a	1
22349	(b)	Speeding 1–15 MPH Over 55 MPH Limit	35	40	28		20	20	7	8	4	162	40	35	1	0	238	4a	1
22349	(b)	Speeding 16–25 MPH Over 55 MPH Limit	70	70	49		35	35	14	14	4	291	40	35	1	0	367	4a	1
22350		Unsafe Speed for Prevailing Conditions ≥ 26 MPH Over Limit	100	100	70		50	50	20	20	4	414	40	35	1	0	490	4a	1
22350		Unsafe Speed for Prevailing Conditions 1–15 MPH Over Limit	35	40	28		20	20	7	8	4	162	40	35	1	0	238	4a	1
22350		Unsafe Speed for Prevailing Conditions 16–25 MPH Over Limit	70	70	49		35	35	14	14	4	291	40	35	1	0	367	4a	1
22351	(a,b)	Driving in Excess of Prima Facie Speed Limits Established in VC 22352				[See Speed Chart]												4a	1
22352	(a) (1)	Operating Vehicle in Excess of 15 MPH at Railroad Crossing				[See Speed Chart]												4a	1

Base fine used in worksheet to calculate additional penalties and surcharges.

Subtotal includes base fine plus state and local penalty assessments, and surcharge.

Total includes Court Operations, Criminal Conviction, and Night Court Assessments.





# Case No. 1 Scenario 2

- Add one prior
- What happens to the base fine and the distribution?



JUDICIAL COUNCIL  
OF CALIFORNIA

# Prior Convictions

The base fine for one Vehicle Code moving violation that is assessed “points” on a current arrest or citation may be enhanced by \$10 for each “prior” conviction within 36 months of the new alleged offense. For calculating the enhancement, **both the current and “prior” offense must be a moving violation for which a “point” has been assigned** per Vehicle Code section 12810 or 12810.2. A confidential conviction after completion of traffic school is not assigned a point or counted as a prior offense for purposes of enhancing the fine of a subsequent offense. Regardless of the number of moving violation convictions on a citation, only one “prior” per citation shall be counted in determining the enhancement on the current offense.

*Uniform Bail and Penalty Schedule (2021), pg. viii*



JUDICIAL COUNCIL  
OF CALIFORNIA

CASE INFORMATION					
Case Number	0	COUNT 1	VC 22349(b)	BASE FINE	35
Violation Date	1/16/2021	Violation Description		Priors	1
Disposition Date	3/25/2021	Violation Type	Traffic Infraction	Enhanced BASE	45
Arresting Agency	Coronado PD	Disposition	Bail Forfeiture		
County %	25%	COUNT 2 (if any)		BASE FINE	0
City %	75%	Violation Description		Priors	
TOTAL Enhanced Base	\$45.00	Violation Type		Enhanced BASE	0
Portion of 10	5	Disposition		GC 76000	7

By adding the number of prior(s) into the worksheet the total Fine amount changes from \$238.00 to \$279.00.

		3.88	
<b>TOTAL FINE</b>	<b>279.00</b>		<b>279.00</b>



JUDICIAL COUNCIL  
OF CALIFORNIA

# Moving Violations

TRAFFIC INFRACTION FIXED PENALTY SCHEDULE  
 (\*See Preface, Section III) (\*\*See Preface, Section IV)  
 (Vehicle Code)

Section	Notes	Offense	Base Fine/ Fee	State PA*	County PA*/10	DNA PA*	Court PA*/10	Surcharge*	EMS PA*/10	EMAT PA*	Fine Surcharge & PA Subtotal	Court OPS	Conv. Assess	Night Court	TAP Fee	Total Bail **/Fee	Category	DMV Points
21805	(b)	Violation of Right-of-Way at Equestrian Crossing	35	40	28	5/10	5	20%	2	4	162	40	35	1	0	238	2a	1
21805	(c)	Violation of Right-of-Way by Rider—Posing Hazard	25	30	21	15	15	5	6	4	121	40	35	1	0	197	1a	0
21806	(a,b)	<sup>32</sup> Failure to Yield to Emergency Vehicle	100	100	70	50	50	20	20	4	414	40	35	1	0	490	4a	1
21806	(c)	<sup>32</sup> Failure to Yield to Emergency Vehicle—Pedestrian	100	100	70	50	50	20	20	4	414	40	35	1	0	490	4a	0
21807		Driving Authorized Emergency Vehicle Without Due Regard for Safety of Persons and Property	35	40	28	20	20	7	8	4	162	40	35	1	0	238	2a	1
21809	(a)	<sup>33</sup> Failure to Slow Down or Change Lane When Approaching and Passing Stationary Emergency Vehicle or Tow Truck Displaying Specific Lights	35	40	28	20	20	7	8	4	162	40	35	1	0	238	2a	1
21950	(a,c)	Driver to Yield Right-of-Way at Crosswalks	35	40	28	20	20	7	8	4	162	40	35	1	0	238	2a	1
21950	(b)	Pedestrian Right-of-Way at Crosswalks Regulated	25	30	21	15	15	5	6	4	121	40	35	1	0	197	1a	0
21951		<sup>34</sup> Overtaking Vehicles Stopped for Pedestrians	100	100	70	50	50	20	20	4	414	40	35	1	0	490	2a	1
21952		Failure to Yield Right-of-Way on Sidewalk to Pedestrian	35	40	28	20	20	7	8	4	162	40	35	1	0	238	2a	1
21953		Pedestrian Must Use Tunnel or Overhead Crossing	25	30	21	15	15	5	6	4	121	40	35	1	0	197	1a	0
21954	(a)	Pedestrians Must Yield Right-of-Way Outside of Crosswalks	25	30	21	15	15	5	6	4	121	40	35	1	0	197	1a	0
21954	(b)	Failure of Driver to Exercise Due Care for Safety of Pedestrian on Roadway	35	40	28	20	20	7	8	4	162	40	35	1	0	238	2a	1



JUDICIAL COUNCIL  
OF CALIFORNIA

## Continuing with Prior Convictions and Moving Violations

Since we know this violation carries a DMV point and we will be adding the \$10 DMV Priors Fee on line 38 for the VC § 40508.6 DMV/Administrative Fee. This Administrative fee pays for the court costs to administered the priors information to DMV.


36	N	PC 1465.8 - Court Ops Assmnt (\$40 eff 10-19-10)	STATE	40.00	0.00	40.00
37	N	GC 70373 - Crim Conv Assmnt (\$30 for misd/\$35 for infr)	STATE	35.00	0.00	35.00
38	N	VC 40508.6 - Priors/DMV Admin Fee (up to \$10)	COURT	10.00	0.00	10.00
	N	PC 1205(e) - Install Fee (Actual Costs) OR AR Fee (up to \$30) OR VC 40510.5(g) - Install Fee (up to \$35) (DISCRETIONARY)	COURT	0.00	0.00	0.00
39						
40	N	VC 42006 - Night Court Assmnt (\$1)	STATE	1.00	0.00	1.00
	N	GC 68090.8 - 2% State Automation (for fines, penalties & forfeitures	STATE			3.88
41						
42					3.88	
43			<b>TOTAL FINE</b>	<b>289.00</b>		<b>289.00</b>





CASE INFORMATION					
Case Number	0	COUNT 1	VC 22349(b)	BASE FINE	35
Violation Date	1/16/2021	Violation Description	1-15 MPH over 55 MPH	Priors	1
Disposition Date	3/25/2021	Violation Type	Traffic Infraction	Enhanced BASE	45
Arresting Agency	Coronado PD	Disposition	Bail Forfeiture		
County %	25%	COUNT 2 (if any)		BASE FINE	0
City %	75%	Violation Description		Priors	
TOTAL Enhanced Base	\$45.00	Violation Type		Enhanced BASE	0
Portion of 10	5	Disposition		GC 76000	7

2% Y-Def N	Per 10	DISTRIBUTION	DISTRIB ENTITY	STANDARD BASE-UP			COURT DISTRIBUTION	
				Standard-Per UBS	2% Amt	FINAL (After 2%) A	DISTRIB CODE or DESCRIPTION	DISTRIB AMT B
Y	TOTAL BASE	PC 1463.001 - Base County	COUNT	11.25	0.23	11.03		
Y		PC 1463.002 - Base City	CITY	33.75	0.68	33.08		
Y	7	PC 1464 - State PA - State portion (70%)	STATE	35.00	0.70	34.30		
Y	3	PC 1464 - State PA - County portion (30%)	COUNT	15.00	0.30	14.70		
Y	0.75	GC 76104.6 - DNA PA (1/10) 75%	COUNT	3.75	0.08	3.68		
Y	0.25	GC 76104.6 - DNA PA (1/10) 25%	STATE	1.25	0.03	1.23		
Y	4	GC 76104.7 - DNA Addl PA (4/10 eff 6-27-12; prev 3/10)	STATE	20.00	0.40	19.60		
Y	2.00	GC 76100 - LCCF	COUNT	10.00	0.20	9.80		
Y	2.00	GC 76101 - LCJF	COUNT	10.00	0.20	9.80		
Y	1.50	GC 76104 - EMS	COUNT	7.50	0.15	7.35		
Y	0.50	GC 76104.5 - DNA ID	COUNT	2.50	0.05	2.45		
Y	1.00	GC 76102 - Auto	COUNT	5.00	0.10	4.90		
Y	2.00	GC 76000.5 - EMS Addl PA (BOS: 2/10)	COUNT	10.00	0.20	9.80		
Y		GC 76000.10(c) - EMAT Penalty (\$4 eff 1-1-11)	STATE	4.00	0.08	3.92		
Y	5.00	GC 70372(a): SCFCF (5/10)	STATE	25.00	0.50	24.50		
N		PC 1465.7 - 20% Surcharge	STATE	9.00	0.00	9.00		
		<b>SUBTOTAL</b>		<b>203.00</b>		<b>199.12</b>		<b>0.00</b>
N		PC 1465.8 - Court Ops Assmnt (\$40 eff 10-19-10)	STATE	40.00	0.00	40.00		
N		GC 70373 - Crim Conv Assmnt (\$30 for misd/\$35 for infr)	STATE	35.00	0.00	35.00		
N		VC 40508.6 - Priors/DMV Admin Fee (up to \$10)	COURT	10.00	0.00	10.00		
N		PC 1205(e) - Install Fee (Actual Costs) OR AR Fee (up to \$30) OR VC 40510.5(g) - Install Fee (up to \$35)	COURT	0.00	0.00	0.00		
N		VC 42006 - Night Court Assmnt (\$1)	STATE	1.00	0.00	1.00		
N		GC 68090.8 - 2% State Automation (for fines, penalties & forfeitures)	STATE			3.88		
		<b>TOTAL FINE</b>		<b>289.00</b>		<b>289.00</b>		<b>0.00</b>

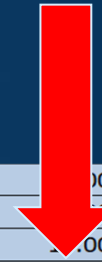


# Case No. 1 Scenario 3

## Payment Plan Options

- Installment Payments
  - PC § 1205(e) — actual costs
  - VC § 40510.5(g) — \$35 fee
- Accounts Receivable
  - PC § 1205(e) — \$30

N	PC 1465.8 - Court Ops Assmnt (\$40 eff 10-19-10)	STATE	40.00	0.00	40.00
N	GC 70373 - Crim Conv Assmnt (\$30 for misd/\$35 for infr)	STATE		0.00	35.00
N	VC 40508.6 - Priors/DMV Admin Fee (up to \$10)	COURT	10.00	0.00	10.00
N	PC 1205(e) - Install Fee (Actual Costs) OR AR Fee (up to \$30) OR VC 40510.5(g) - Install Fee (up to \$35) (DISCRETIONARY)	COURT	0.00	0.00	0.00
N	VC 42006 - Night Court Assmnt (\$1)	STATE	1.00	0.00	1.00
N	GC 68090.8 - 2% State Automation (for fines, penalties & forfeitures)	STATE			3.88



# Case No. 1 Scenario 4

- What if the judicial officer simply orders the defendant to pay \$200?
- What do you do?
- What happens to the distribution?



# Top-Down Distribution Speeding Spreadsheet

## ASSUMPTION:

Standard total fine is \$289 but  
the judge ordered a fine of \$200

**WATCH OUT FOR:** *What distribution components  
are and are not prorated.*





# BASIC RULES

## Tops Down vs. Bottoms Up Assessments

PC § 1463.004: If a sentencing judge specifies only the total fine or forfeiture, or if an automated case-processing system requires it, percentage calculations may be employed to establish the components of total fines or forfeitures, provided that the aggregate monthly distributions resulting from the calculations are the same as would be produced by strict observance of the statutory distributions.





# Top-Down Distribution

Prorate “soft” distribution components  
ONLY

es	Case 1 Speeding	Case 1.2 Speeding w Prior	Case Study 2 DUI	<b>Top Down Method 1</b>	Top Down Method 2
----	-----------------	---------------------------	------------------	--------------------------	-------------------




**CASE INFORMATION**

Case Number		COUNT 1	VC 22349(b)	BASE FINE	35
Violation Date	1/16/2021	Violation Description	1-15 MPH over 55 MPH	Priors	1
Disposition Date	3/25/2021	Violation Type	Traffic Infraction	Enhanced BASE	45
Arresting Agency	Coronado PD	Disposition	Bail Forfeiture		
County %	25%	COUNT 2 (if any)		BASE FINE	0
City %	75%	Violation Description		Priors	
TOTAL Enhanced Base	\$45.00	Violation Type		Enhanced BASE	0
Portion of 10	5	Disposition		GC 76000	\$ 7.00

Y-Def	Per 10	DISTRIBUTION	DISTRIB ENTITY	STANDARD BASE-UP			TOP-DOWN		
				Standard-Per UBS	2% Amt	FINAL (After 2%)	Prorate % After Fixed	2% Amt	FINAL (After 2%)
	TOTAL BASE	PC 1463.001 - Base County	COUNTY	11.25	0.23	11.03	6.22	0.12	6.09
		PC 1463.002 - Base City	CITY	33.75	0.68	33.08	18.66	0.37	18.28
	7	PC 1464 - State PA (7/10)	STATE	35.00	0.70	34.30	19.35	0.39	18.96
Y	3	PC 1464 - County PA (3/10)	COUNTY	15.00	0.30	14.70	8.29	0.17	8.13
Y	0.75	GC 76104.6 - DNA PA (1/10) 75%	COUNTY	3.75	0.08	3.68	2.07	0.04	2.03
Y	0.25	GC 76104.6 - DNA PA (1/10) 25%	STATE	1.25	0.03	1.23	0.69	0.01	0.68
Y	4	GC 76104.7 - DNA Addl PA (4/10 eff 6-27-12; prev 3/10)	STATE	20.00	0.40	19.60	11.06	0.22	10.83
Y	2.00	GC 76100 - LCCF	COUNTY	10.00	0.20	9.80	5.53	0.11	5.42
Y	2.00	GC 76101 - LCJF	COUNTY	10.00	0.20	9.80	5.53	0.11	5.42
Y	1.50	GC 76104 - EMS	COUNTY	7.50	0.15	7.35	4.15	0.08	4.06
Y	0.50	GC 76104.5 - DNA ID	COUNTY	2.50	0.05	2.45	1.38	0.03	1.35
Y	1.00	GC 76102 - Auto Fingerprint	COUNTY	5.00	0.10	4.90	2.76	0.06	2.71
Y	2.00	GC 76000.5 - EMS Addl PA (BOS: 2/10)	COUNTY	10.00	0.20	9.80	5.53	0.11	5.42
Y		GC 76000.10(c) - EMAT Penalty (\$4 eff 1-1-11)	STATE	4.00	0.08	3.92	4.00	0.08	3.92
Y	5.00	GC 70372(a): SCFCF (5/10)	STATE	25.00	0.50	24.50	13.82	0.28	13.54
N		PC 1465.7 - 20% Surcharge	STATE	9.00	0.00	9.00	4.97	0.00	4.97
		<b>SUBTOTAL</b>		<b>203.00</b>		<b>199.12</b>	<b>114.00</b>		<b>111.82</b>
N		PC 1465.8 - Court Ops Assmnt (\$40 eff 10-19-10)	STATE	40.00	0.00	40.00	40.00	0.00	40.00
N		GC 70373 - Crim Conv Assmnt (\$30 for misd/\$35 for infr)	STATE	35.00	0.00	35.00	35.00	0.00	35.00
N		VC 40508.6 - Priors/DMV Admin Fee (up to \$10)	COURT	10.00	0.00	10.00	10.00	0.00	10.00
N		PC 1205(e) - Install Fee OR AR Fee (BOS: Actual Costs OR up	COURT	0.00	0.00	0.00	0.00	0.00	0.00
N		VC 42006 - Night Court Assmnt (\$1)	STATE	1.00	0.00	1.00	1.00	0.00	1.00
N		GC 68090.8 - 2% State Automation (for fines, penalties &	STATE			3.88			2.18
		<b>TOTAL FINE</b>		<b>289.00</b>		<b>289.00</b>	<b>200.00</b>		<b>200.00</b>

**Enter the amount here:**



# Top-Down Distribution

- This special distribution applies for judge-ordered total fines that do not follow the standard total bail in the UB&PS or the countywide penalty schedule.
- These total fines are typically less than the standard total bail.
- **There is no stated or agreed-upon method for performing the Top-Down distribution, so the following are examples of two methods.**



# Differences between the Top-Down Distribution #1 versus #2

Court Fees remain the same and the rest of the fine is Pro-rated.

TOP-DOWN #1		
Prorate % After Fixed	2% Amt	FINAL (After 2%)
6.22	0.12	6.09
18.66	0.37	18.28
19.35	0.39	18.96
8.29	0.17	8.13
2.07	0.04	2.03
0.69	0.01	0.68
11.06	0.22	10.83
5.53	0.11	5.42
5.53	0.11	5.42
4.15	0.08	4.06
1.38	0.03	1.35
2.76	0.06	2.71
5.53	0.11	5.42
4.00	0.08	3.92
13.82	0.28	13.54
4.97	0.00	4.97
<b>114.00</b>		<b>111.82</b>
40.00	0.00	40.00
35.00	0.00	35.00
10.00	0.00	10.00
0.00	0.00	0.00
1.00	0.00	1.00
		2.18
	2.18	
<b>200.00</b>		<b>200.00</b>

All Fines and Fees are Pro-rated.

TOP-DOWN #2		
Prorate % After Fixed 69.20%	2% Amt	FINAL (After 2%)
7.79	0.16	7.63
23.36	0.47	22.89
24.22	0.48	23.74
10.38	0.21	10.17
2.60	0.05	2.54
0.87	0.00	0.87
13.84	0.28	13.56
6.92	0.14	6.78
6.92	0.14	6.78
5.19	0.10	5.09
1.73	0.03	1.70
3.46	0.07	3.39
6.92	0.14	6.78
2.77	0.06	2.71
17.30	0.35	16.96
6.23	0.00	6.23
<b>140.48</b>		<b>137.82</b>
27.68	0.00	27.68
24.22	0.00	24.22
6.92	0.00	6.92
0.00	0.00	0.00
0.69	0.00	0.69
		2.67
	2.67	
<b>200.00</b>		<b>200.00</b>



# Additional Information to review on the Case Study 1 Worksheet

	2%	Per 10	
13			
14			
19	Y	TOTAL BASE	PC 1463.001 - Base Cou
20	Y		PC 1463.002 - Base City
21	Y	7	PC 1464 - State PA (7/3
22	Y	3	PC 1464 - County PA (3
23	Y	1	GC 76104.6 - DNA PA (1
24	Y	4	GC 76104.7 - DNA Add
25	Y	2.00	GC 76100 - LCCF
26	Y	2.00	GC 76101 - LCJF
27	Y	1.50	GC 76104 - EMS
28	Y	0.50	GC 76104.5 - DNA ID
29	Y	1.00	GC 76102 - Auto Finger
30	Y	2.00	GC 76000.5 - EMS Addl
31	Y		GC 76000.10(c) - EMAT
	Y	3.00	GC 70372(a): ICNA (=LO
32			
33	Y	2.00	GC 70372(a): SCFCF (=5
34	N		PC 1465.7 - 20% Surcha
35			
36	N		PC 1465.8 - Court Ops
37	N		GC 70373 - Crim Conv
38	N		VC 40508.6 - Priors/DN
39	N		VC 42006 - Night Court
40	N		GC 68090.8 - 2% State
41			

The "Y" means this penalty is Subjected to The 2% Calc.

STANDARD BASE-UP		
Per	2% Amt	FINAL (After 2%)
3.60	0.07	3.53
41.40	0.83	40.57
34.30	0.70	34.30
14.70	0.30	14.70
4.90	0.10	4.90
19.60	0.40	19.60
9.80	0.20	9.80
9.80	0.20	9.80
7.35	0.15	7.35
2.45	0.05	2.45
4.90	0.10	4.90
9.80	0.20	9.80
3.92	0.08	3.92
14.70	0.30	14.70
9.80	0.20	9.80
9.00	0.00	9.00
199.12		199.12
40.00	0.00	40.00
35.00	0.00	35.00
10.00	0.00	10.00
1.00	0.00	1.00
3.88		3.88
	3.88	
289.00		289.00

		STANDARD	
	DISTRIB ENTITY	Standard-Per UBS	2% A
	COUNTY	3.60	
	CITY	41.40	
	STATE	35.00	
	COUNTY	15.00	
	COUNTY	5.00	
	STATE	20.00	
	COUNTY	10.00	
10)	COUNTY	10.00	
d of	COUNTY	7.50	
ps).	COUNTY	2.50	
	COUNTY	5.00	
	COUNTY	10.00	
	STATE	4.00	
total is	STATE	15.00	
10	STATE	10.00	
	STATE	9.00	
TOTAL		203.00	
	STATE	40.00	
	STATE	35.00	
	COURT	10.00	
	STATE	1.00	
	STATE		
FINE		289.00	

These individual distributions tell you where the money goes.





# Case Study No. 2 - DUI

## Court Case Information:

- Violation Date: 9/12/2020
- Disposition Date: 12/3/2020
- Arresting Agency= County Arrest
- Violation= VC § 23152(a, b) Driving under the influence of alcohol
- Violation Type= Misdemeanor
- Disposition = Bail Forfeiture



# Information for Case Study No. 2

**TRAFFIC MISDEMEANOR BAIL AND PENALTY SCHEDULE**  
 (\*See Preface, Section III) (\*\*See Preface, Section IV)  
 (Vehicle Code)

Section	Notes	Offense	Base Fine	State PA*	County PA*/10	DNA PA*	Court PA*/10	Surcharge*	EMS PA*/1 0	EMAT PA*	Fine Surcharge & PA Subtotal	Court OPS	Conv. Assess	Night Court	Total Bail **
				<b>10/10</b>	<b>7</b>	<b>5/10</b>	<b>5</b>	<b>20%</b>	<b>2</b>	<b>4</b>		<b>40</b>	<b>30</b>	<b>1</b>	
23109	(a)	<sup>95</sup> Engaging in Speed Contests Prohibited	360	360	252	180	180	72	72	4	1480	40	30	1	1551
23109	(b)	<sup>96</sup> Abetting Speed Contest Prohibited	100	100	70	50	50	20	20	4	414	40	30	1	485
23109	(c)	<sup>97</sup> Engaging in or Abetting Exhibition of Speed Prohibited	100	100	70	50	50	20	20	4	414	40	30	1	485
23109	(d)	<sup>98</sup> Placing Barricades or Obstructions Prohibited	100	100	70	50	50	20	20	4	414	40	30	1	485
23109	(e)(2)	<sup>99</sup> Engaging in Speed Contest and Causing Bodily Injury	500	500	350	250	250	100	100	4	2054	40	30	1	2125
23109.1	<sup>100</sup>	Engaging in Speed Contest—Specific Injury	750	750	525	375	375	150	150	4	3079	40	30	1	3150
23110	(a)	Throwing Substance at Vehicle Prohibited	250	250	175	125	125	50	50	4	1029	40	30	1	1100
23112.5	(a)	Hazardous Materials—Notification of Agency Required	2000	2000	1400	1000	1000	400	400	4	8204	40	30	1	8275
23118	(f)(4)	Release of Impounded Vehicle by Legal Owner or Agent Prior to End of Impoundment Period	2000	2000	1400	1000	1000	400	400	4	8204	40	30	1	8275
23127		Motor Vehicle on Riding/Hiking Trails Prohibited	50	50	35	25	25	10	10	4	209	40	30	1	280
<b>23152</b>	<b>(a,b)</b>	<b><sup>101</sup> Driving Under Influence of Alcohol</b>	<b>390</b>	<b>390</b>	<b>273</b>	<b>195</b>	<b>195</b>	<b>78</b>	<b>78</b>	<b>4</b>	<b>1603</b>	<b>40</b>	<b>30</b>	<b>1</b>	<b>1674</b>
23152	(c)	<sup>102</sup> Driving While Addicted to Drug	390	390	273	195	195	78	78	4	1603	40	30	1	1674
23152	(d)	<sup>103</sup> Driving Commercial Vehicle Under Influence of Alcohol	450	450	315	225	225	90	90	4	1849	40	30	1	1920
23152	(f)	<sup>104</sup> Driving Under Influence of Drug	390	390	273	195	195	78	78	4	1603	40	30	1	1674
23152	(g)	<sup>105</sup> Driving Under Influence of Alcohol and Drug	500	500	350	250	250	100	100	4	2054	40	30	1	2125



# Case Study No. 2

## Local BOS Penalties:

- LCCF = \$2
- LCJF = \$2
- EMS = \$1.50
- DNA = \$.50
- Auto Fingerprint = \$1
- Additional EMS = \$2
- EMAT Fee GC § 76000.10(c) = \$4

## Court and Local Fees:

- PC § 1463.14(b) = DUI Lab Test Penalty (BOS: up to \$50)
- PC § 1463.25 = Alcohol Education Penalty (up to \$50)
- VC § 23649(a) = Co Alcohol & Drug Problem Assessment (up to \$100)



# Case Study No. 2

- **Additional State Restitution Fines and Local Fees**

- PC § 1202.4(b) State Restitution Fine
  - Misdemeanors – minimum of \$150
  - Felonies – minimum of \$300
- PC § 1202.4(i) County Collection Fee (BOS: up to 10% of the Restitution Fine)
- Night Court Fee = \$1

Drug Assmnt (BOS: up to \$150)	COUNTY	0.00	0.00	0.00
Case 1 Speeding	Case 1.2 Speeding w Prior	<b>Case Study 2 DUI</b>	Top Down Method 1	





CASE INFORMATION

Case Number	0	COUNT 1 Violation Code	VC 23152(a, b)	BASE FINE	390
Violation Date	9/12/2020	Violation Description	Driving Under the Influence	Priors	
Disposition Date	12/3/2020	Violation Type	Misdemeanor	Financed BASE	390
Arresting Agency	Yolo Co. Sheriff	Disposition	Bail Forfeiture		
County %	100%	T 2 Violation Code (if any)		BASE FINE	0
City %	0%	Violation Description		Priors	
TOTAL	\$390.00	Violation Type		Financed BASE	0
Portion of 10	39	Disposition		GC 76000 =	7

Y - Def	Per 10	DISTRIBUTION	DISTRIB ENTITY	STANDARD BASE-UP			COURT DISTRIBUTION	
				Standard Per UBS	2% Amt	FINAL (After 2%)	DISTRIB CODE or DESCRIPTI	DISTRIB AMT
			A			B		
Y	TOTAL BASE	BASE REDUCTION: PC 1463.14(a) - DUI Lab Spec Acct	COUNTY	50.00	1.00	49.00		
Y		BASE REDUCTION: PC 1463.16 - DUI Prog Spec Acct	COUNTY	50.00	1.00	49.00		
Y		BASE REDUCTION: PC 1463.18 - DUI Indemnity Alloc	STATE	20.00	0.40	19.60		
Y		PC 1463.001 - Base County	COUNTY	270.00	5.40	264.60		
Y		PC 1463.002 - Base City	CITY	0.00	0.00	0.00		
Y		7	PC 1464 - State PA - State portion (70%)	STATE	273.00	5.46	267.54	
Y	3	PC 1464 - State PA - County portion (30%)	COUNTY	117.00	2.34	114.66		
Y	0.75	GC 76104.6 - DNA PA (1/10) 75%	COUNTY	29.25	0.59	28.67		
Y	0.25	GC 76104.6 - DNA PA (1/10) 25%	STATE	9.75	0.20	9.56		
Y	4	GC 76104.7 - DNA Addl PA (4/10 eff 6-27-12; prev 3/10)	STATE	156.00	3.12	152.88		
Y	2.00	GC 76100 - LCCF	COUNTY	78.00	1.56	76.44		
Y	2.00	GC 76101 - LCJF	COUNTY	78.00	1.56	76.44		
Y	1.50	GC 76104 - EMS	COUNTY	58.50	1.17	57.33		
Y	0.50	GC 76104.5 - DNA ID	COUNTY	19.50	0.39	19.11		
Y	1.00	GC 76102 - Auto	COUNTY	39.00	0.78	38.22		
Y	2.00	GC 76000.5 - EMS Addl PA (BOS: 2/10)	COUNTY	78.00	1.56	76.44		
Y		GC 76000.10(c) - EMAT Penalty (\$4 eff 1-1-11)	STATE	4.00	0.08	3.92		
Y	5.00	GC 70372(a): SCFCF (5/10)	STATE	195.00	3.90	191.10		
N		PC 1465.7 - 20% Surcharge	STATE	78.00	0.00	78.00		
		<b>SUBTOTAL</b>		<b>1603.00</b>		<b>1572.50</b>		<b>0.00</b>
N		PC 1465.8 - Court Ops Assmnt (\$40 eff 10-19-10)	STATE	40.00	0.00	40.00		
N		GC 70373 - Crim Conv Assmnt (\$30 for misd/\$35 for infr)	STATE	30.00	0.00	30.00		
N		VC 40508.6 - Priors/DMV Admin Fee (up to \$10)	COURT	0.00	0.00	0.00		
N		PC 1463.13 - Alcohol & Drug Assmnt (BOS: up to \$150)	COUNTY	0.00	0.00	0.00		
Y		PC 1463.14(b) - DUI Lab Test Penalty (BOS: up to \$50)	CNTY or CT	50.00	1.00	49.00		
Y		PC 1463.25 - Alcohol Education Penalty (up to \$50)	COUNTY	50.00	1.00	49.00		
N		VC 23649(a) - Co Alc & Drug Prob Assmnt (up to \$100)	COUNTY	100.00	0.00	100.00		
Y		PC 1202.4(b) - State Restitutn Fine (min: \$150 misd/\$300 fel)	STATE	150.00	3.00	147.00		
N		PC 1202.4(l) - County Collect Fee (BOS: up to 10% of Rest Fin)	COUNTY	15.00	0.00	15.00		
N		PC 1205(e) - Install Fee (Actual Costs) OR AR Fee (up to \$30)	COURT	35.00	0.00	35.00		
N		OR						
N		VC 42006 - Night Court Assmnt (\$1)	STATE	1.00	0.00	1.00		
N		GC 68090.8 - 2% State Automation (for fines, penalties & forfeitures)	STATE			35.50		
					35.50			
		<b>TOTAL FINE</b>		<b>2074.00</b>		<b>2074.00</b>	<b>TOTAL</b>	<b>0.00</b>



# Disabled Parking VC § 22507.8

- (a) It is unlawful for any person to park or leave standing any vehicle in a stall or space designated for **disabled persons and disabled veterans** pursuant to Section 22511.7 or 22511.8 of this code or Section 14679 of the Government Code, unless the vehicle displays either a special identification license plate issued pursuant to Section 5007 or a distinguishing placard issued pursuant to Section 22511.55 or 22511.59.
- (b) It is unlawful for any person to obstruct, block, or otherwise bar access to those parking stalls or spaces except as provided in subdivision (a).
- (c) It is unlawful for any person to park or leave standing any vehicle, including a vehicle displaying a special identification license plate issued pursuant to Section 5007 or a distinguishing placard issued pursuant to Section 22511.55 or 22511.59, in either of the following places:
  - (1) On the lines marking the boundaries of a parking stall or space designated for disabled persons or disabled veterans.
  - (2) In any area of the pavement adjacent to a parking stall or space designated for disabled persons or disabled veterans that is marked by crosshatched lines and is thereby designated, pursuant to any local ordinance, for the loading and unloading of vehicles parked in the stall or space.
- (d) Subdivisions (a), (b), and (c) apply to all offstreet parking facilities owned or operated by the state, and to all offstreet parking facilities owned or operated by a local authority. Subdivisions (a), (b), and (c) also apply to any privately owned and maintained offstreet parking facility.



# Late Penalty Charge

- Vehicle Code section 40310 requires the imposition of a late charge of 50 percent on any traffic penalties not paid within 20 days.
- The 20 days shall be counted from the mailing of a notice that the penalty has been assessed.
- Note: Check with your finance staff if you have questions, but we're under the impression that the vast majority of courts DO NOT charge a late penalty charge. We are NOT encouraging you to do so.



# RECAP: Case Study Goals and Expectations

- Provide information on basic concepts and terms regarding distributions necessary to complete distribution worksheets.
- Use distribution worksheets to:
  1. Work through actual case studies of basic distributions.
  2. Understand impacts of variations (priors, different base fines, etc.) to demonstrate how distributions change.



# Questions?

Please submit them to:  
[revenueredistribution@jud.ca.gov](mailto:revenueredistribution@jud.ca.gov)



JUDICIAL COUNCIL  
OF CALIFORNIA



**The End**

Thank you!!