

Revenue Distribution Breakout Session B "Hands On"

Special Distribution Calculations

Revenue Distribution Training - May 2015

1

Discussion Topics

1. Components of the Audit Services (AS) distribution spreadsheet
2. Hands-on special distributions:
 - Speeding Traffic School
 - Red Light Bail Forfeiture
 - Red Light Traffic School
 - Top-Down Distributions
3. Materials:
 - AS Spreadsheets
 - Case Study Handouts
4. Questions/Open Discussion

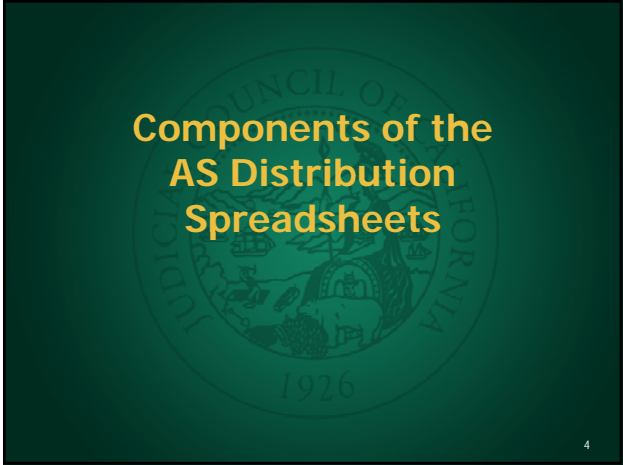


2

AS Distribution Spreadsheets

Disclaimer: All spreadsheets have been updated to reflect what we believe are the statutes in effect as of **TODAY**. Thus, they are subject to change based on laws that are effective subsequent to today's training. When using the spreadsheets, be sure the fines, penalties, and fees reflect the statutes in effect for the period being reviewed.

3



10 - Speeding Traffic School - January 2014													
CASE INFORMATION											TEST STEPS (prior review)		
Case Number		COUNTY 1	BASE FINE									1. Enter Case Information	
Violation Date		Violation Description	Amount									2. Enter Base Fine of violation per current JC	
Reporting Agency	3305	Violation Type	Enhanced BASE									3. Enter county level penalties, add EMS, SD's FICA	
County	001	Disposition	Traffic School	BASE FINE									4. Enter standard and Court specific fees
City	070			Amount									5. Enter total fines to 100 rounded, enter total fine and select 100 DOWN from drop-down list
TOTAL Estimated Base	\$2,000	Case Type	Enhanced BASE	Amount									6. Enter County of distribution codes & sums
Version of ID	0			OC 10000									7. Recheck any FINEMATCH community fines amount before
LINE	IN	DISTRIBUTION	AMOUNT	STANDARD BASE-UP	COUNTY	STOP-DOWN	TEST	TEST	TEST	TEST	TEST	COMMENTS	
1		OC 4001 - Traffic School Fee (one fee per case)	0.00										
2		OC 4002 - Base County	0.00										
3		OC 4003 - State F. - Court Admin Fee (one fee per case)	0.00										
4		OC 4004 - State F. - County Admin Fee (one fee per case)	0.00										
5		OC 4005 - State F. - County Admin Fee (one fee per case)	0.00										
6		OC 4006 - State F. - County Admin Fee (one fee per case)	0.00										

Step 1:
Enter all Case Information

10 - Speeding Traffic School - January 2014													
CASE INFORMATION											TEST STEPS (prior review)		
Case Number		COUNTY 1	BASE FINE									1. Enter Case Information	
Violation Date		Violation Description	Amount									2. Enter Base Fine of violation per current JC	
Reporting Agency	3305	Violation Type	Enhanced BASE									3. Enter county level penalties, add EMS, SD's FICA	
County	001	Disposition	Traffic School	BASE FINE									4. Enter standard and Court specific fees
City	070			Amount									5. Enter total fines to 100 rounded, enter total fine and select 100 DOWN from drop-down list
TOTAL Estimated Base	\$2,000	Case Type	Enhanced BASE	Amount									6. Enter County of distribution codes & sums
Version of ID	0			OC 10000									7. Recheck any FINEMATCH community fines amount before
LINE	IN	DISTRIBUTION	AMOUNT	STANDARD BASE-UP	COUNTY	STOP-DOWN	TEST	TEST	TEST	TEST	TEST	COMMENTS	
1		OC 4001 - Traffic School Fee (one fee per case)	0.00										
2		OC 4002 - Base County	0.00										
3		OC 4003 - State F. - Court Admin Fee (one fee per case)	0.00										
4		OC 4004 - State F. - County Admin Fee (one fee per case)	0.00										
5		OC 4005 - State F. - County Admin Fee (one fee per case)	0.00										
6		OC 4006 - State F. - County Admin Fee (one fee per case)	0.00										

STEP 2
Enter the base fine ordered-
(from the current JC Uniform
Bail and Penalty Schedule for
traffic infractions.)

Speeding Traffic School RECAP

Remember: "Total fine" becomes a TVS Fee when disposed with traffic school; so, the 2% State Automation transfer no longer applies since no longer "fines and penalties"

1. Starting with the TVS Fee, perform required distributions under VC 42007 (b) & (c).
2. The remaining TVS Fee balance remains in the county general fund.
3. Distribute the 20% Surcharge, assessments, and fees pursuant to their own statutes.



Special Distribution Case Study #2 Red Light Bail Forfeiture

WATCH OUT FOR:

What are and are not included in the 30% allocation



Red Light Bail Forfeiture

- PC 1463.11: 30% of the base fine, PC 1464, GC 76000, [GC 76000.10], and GC 70372 shall be allocated to the County or City general fund.

Appendix C

- After 30% allocation, the remainder (70%) of the base fine, PC 1464, GC 76000, [GC 76000.10], and GC 70372 penalties are distributed pursuant to their respective statutes. **Appendix C**



Red Light Bail Forfeiture

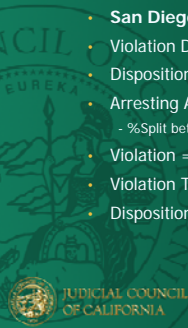
- The Red Light (PC 1463.11) and Railroad (PC 1463.12) bail forfeiture distributions are similar, including the 30% allocation. Appendix C
- The only difference is the recipient of the 30% allocation.
- Therefore, the calculations for the Red Light and Railroad distribution spreadsheets are similar, except for the recipients of the 30% allocation.



16

Red Light Bail Forfeiture Case Study #2 Case Information

- San Diego Court Case Information:
- Violation Date = 1/10/2014
- Disposition Date = 3/25/2014
- Arresting Agency = City Police Department
 - %Split between County and City (Refer to PC 1463.02)
- Violation = VC 21453(a) Red Signal Violation
- Violation Type = Infraction
- Disposition = Bail Forfeiture



SUPERIOR COURT OF _____ COUNTY
Revenue Calculator and Distribution Worksheet

6 - Red Light Bail Forfeiture As of January 2014

CASE INFORMATION										COUNT 1		COUNT 2		COUNT 3		COUNT 4		COUNT 5			
Case Number	Violation Date	Disposition Date	Arresting Agency	Violation Code	Violation Description	Amount	County %	City %	Other %	County %	City %	Other %	County %	City %	Other %	County %	City %	Other %	County %	City %	Other %
1	1/10/2014	3/25/2014	City Police Department	VC 21453(a)	Red Signal Violation	100.00	70%	30%													
TOTAL																					

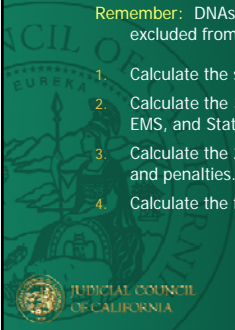
LINE	DESCRIPTION	AMOUNT	COUNT 1			COUNT 2			COUNT 3			COUNT 4			COUNT 5			REMARKS			
			AMOUNT	COUNTY %	CITY %	OTHER %	AMOUNT	COUNTY %	CITY %	OTHER %	AMOUNT	COUNTY %	CITY %	OTHER %	AMOUNT	COUNTY %	CITY %		OTHER %		
1	Red Light Bail Forfeiture	100.00	70.00	70%	30%																
TOTAL																					

May 2015 Revenue Distribution Training - San Diego Traffic Court 1 of 1


Red Light Bail Forfeiture RECAP

Remember: DNAs, Additional EMS, and State Surcharge are excluded from the 30% allocation.

1. Calculate the standard fine and penalties first.
2. Calculate the 30% allocation, excluding DNAs, Additional EMS, and State Surcharge.
3. Calculate the 2% State Automation transfer from the fines and penalties.
4. Calculate the final distribution amounts.

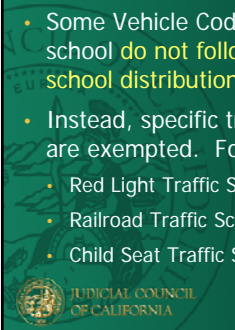


Special Traffic School Distributions



Special Traffic School Distributions

- Some Vehicle Code violations eligible for traffic school do not follow the regular VC 42007 traffic school distributions previously discussed.
- Instead, specific traffic school distributions apply, or are exempted. For example:
 - Red Light Traffic School – VC 42007.3
 - Railroad Traffic School – VC 42007.4
 - Child Seat Traffic School – VC 27360(e)



Special Distribution Case Study #3 Red Light Traffic School

WATCH OUT FOR:

- What are and are not included in the TVS fee
- What are and are not included in the 30% allocation

Red Light Traffic School

- Under VC 42007.3(a)(1), 30% of the TVS Fee collected is allocated to the County or City general fund. Appendix C
- Reminder: TVS Fee = Total Bail (base + penalties)
- After the 30% allocation, the remainder of the TVS Fee is distributed pursuant to VC 42007.

23

Red Light Traffic School Case Information

- San Diego Court Case Information:
- Violation Date = 4/10/2014
- Disposition Date = 7/10/2014
- Arresting Agency = County Sherriff (Scenario 2: Arrest=City Police Department)
 - % Split between County and City (Refer to PC 1463.02)
- Violation = VC 21457(a) Flashing Red Signal
- Violation Type = Infraction
- Disposition = Traffic School

Top-Down Distribution

- This special distribution applies for judge-ordered total fines that do not follow the standard total bail in the UB&PS or the countywide penalty schedule.
- These total fines are typically less than the standard total bail.
- **There is no stated or agreed-upon method for performing the Top-Down distribution, so the following are examples of two methods.**



28

Top-Down Distribution Speeding Spreadsheet

ASSUMPTION:

Standard total fine is \$367 but the judge ordered a fine of \$250

WATCH OUT FOR: *What distribution components are and are not prorated.*



29

Top-Down Distribution METHOD 1

Prorate "soft" distribution components ONLY



30

BREAKOUT SESSION RECAP

Covered the Following:


1. The Steps for Populating the Audit Services distribution spreadsheets
2. Using the spreadsheet for three special distribution case studies
 - Speeding Traffic School
 - Red Light Bail Forfeiture
 - Red Light Traffic School
3. Two methods for top-down distributions



34

Questions

RevenueDistribution@jud.ca.gov



35
